



- PIN Access
- Electronic Pushbutton Lock
- 300 Access Codes
- 9,000 Audit Events
- Narrow Stile Applications
- Retrofits Various Adams Rite® Mortise Locking Devices

### Features

<b>Access Control:</b>	Electronic pushbutton lock for narrow stile aluminum glass doors—eliminates problems and costs associated with issuing, controlling and collecting keys and cards
<b>Locking Devices:</b>	Retrofits inside trim for Adams Rite® locks 1850, 1950, 4070, 4510, 4520, 4530, 4710, 4720, 4730, 4900, 4920AN, MS 1850S, MS 1950S, and 8400 Series (Not Included)
<b>Number of Codes:</b>	300 access codes per door; over 100 million possible code combinations
<b>Audit Trail:</b>	The most recent 9,000 lock events are recorded in memory including use of the mechanical key override
<b>Programming:</b>	Locks are programmed via keypad or with <i>optional</i> Microsoft Excel based software—simplifies management of doors and users as facility's number of users and access points grow
<b>Operation Modes:</b>	<ul style="list-style-type: none"> <li>• PIN access</li> <li>• Lockout</li> <li>• Passage—PIN or key enabled, can be pre-programmed to re-lock after a certain number of hours (from 1 to 24)</li> <li>• Latch Holdback—PIN or key enabled, lever activated</li> </ul>
<b>Authority Levels:</b>	Five different levels allow you to control who has access to specific lock functions, including: Service Codes—programmed for one-time access or “come-and-go” access for 1-to-24 hours
<b>User Parameters:</b>	Code length: Adjustable to accept 4 to 8 digits Anti-tamper lockout: Adjustable from 3 to 9 invalid attempts with an adjustable period of 0 to 90 seconds Re-lock time: Adjustable from 2 to 20 seconds
<b>Battery Operation:</b>	Batteries located in tamper proof base of outside housing. Four AA Alkaline batteries provide up to 180,000 cycles. Lock data is maintained if batteries fail. Warning light notifies low battery.
<b>Ease of Installation:</b>	No wire installation—eliminates wiring to or through the door—no risk of pinched wires

### Mechanical Features

<b>Construction:</b>	Extra heavy-duty lockset, solid cast housing, solid cast lever or thumbturn wear tested for extensive use in indoor and outdoor applications
----------------------	--

## 3000 Series

<b>Numeric Keypad:</b>	Vandal resistant, solid metal pushbuttons
<b>Handing:</b>	Non-handed, easily changed in the field
<b>Standard Finish:</b>	Satin Chrome 626 (26D) housing and lever
<b>Optional Finish:</b>	Dark Bronze 744 (Simulates 10B/613) housing with Brass push buttons
<b>Backset:</b>	$\frac{31}{32}$ " (25 mm) minimum
<b>Minimum Stile Recommended:</b>	2" (51 mm)
<b>Weight:</b>	5.1 lbs. (2.3 kg)

## Key Override

<b>Mortise Cylinder:</b>	Mortise Cylinder in Schlage "C" Keyway
<b>Interchangeable Cores:</b>	Optional Mortise Shell accommodates Small format-Best and equivalent (6 or 7-pin length)

## Installation

<b>Ease of Installation:</b>	No wire installation—eliminates wiring to or through the door—no risk of pinched wires
<b>Door Preparation:</b>	Easily installs on narrow stile doors with 4 mounting screws
<b>Door Thickness:</b>	$1\frac{3}{4}$ " (44 mm)
<b>Items Supplied Include:</b>	Lock assembly, installation manual, quick reference guide, operations manual, installation template, cylinder, mounting hardware, and batteries

## Certification and Testing

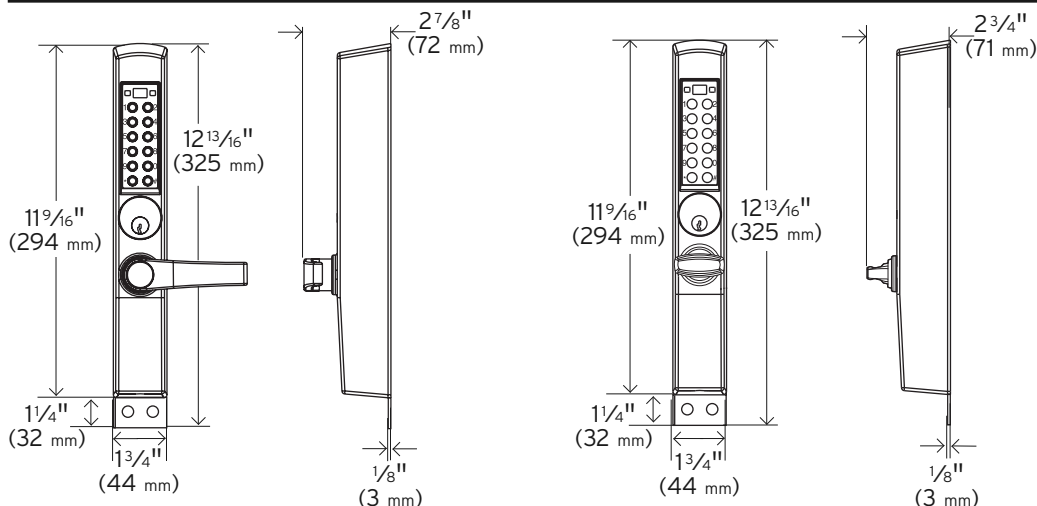
<b>Accessibility Standard:</b>	American with Disabilities Act (ADA)
<b>Durability:</b>	Designed and fully tested to meet rigid life cycle test and operating reliability per BHMA Grand 1 requirements.
<b>Environmental:</b>	Indoor/Outdoor Approved Front Housing : 31° F (-35° C) to +151° F (66° C)

## Warranty

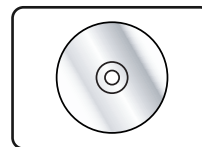
<b>Warranty:</b>	3-year warranty from date of installation; built-in warranty counter in lock memory
------------------	---

## Narrow Stile Lock

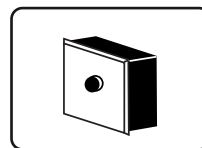
## Optional Features

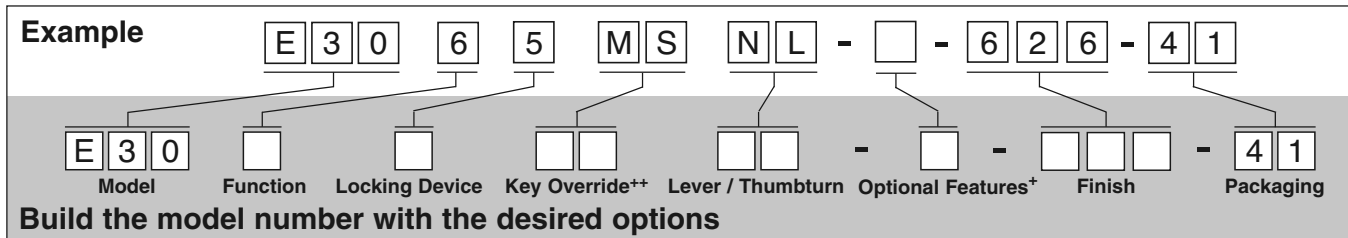


## PC Software



## Remote Unlock





Base Model	Description
E3065MSNL62641	E3000, Mortise, Deadlatch, Lever, Schlage "C" Keyway

Lever/Knob Options	Description
NL	Narrow Stile Lever
NT	Narrow Stile Thumbturn

### Choose one option from each category

Function Options	Description
6	Mortise

Option Features <sup>+</sup>	Description
0	Remote Unlock

Locking Device Options	Description
5	Mortise Dead Latch for Adams Rite 4070, 4510, 4520, 4530, 4710, 4720, 4730, 4900, and 4920AN. Also fits 8400 Mortise Exit
6	Mortise Dead Bolt for Adams Rite 1850, 1950, MS1850S, and MS1950S

Finish Options	Description
626	Satin Chrome (26D)
744	Dark Bronze with Brass Accents (simulated 10B/613)

Key Override Options <sup>++</sup>	Description
MK	Mortise, Kaba Cylinder (Kaba 90 Keyway) Included
MS	Mortise, Kaba Cylinder (Schlage "C" Keyway) Included
B	Mortise, I/C Housing, Best and Equivalents (6 or 7-pin Length); Cylinder not Included

### Notes

**Software Optional (see page 110)**

<sup>+</sup> This field may be left blank if optional features are not required

<sup>++</sup> Interchangeable/Removable core cylinders are not included with the lock